



## **Remedial Action Progress Report/ Plan Cover Sheet**

### **CHAPTER 245 STORAGE TANK ACT**

- Site Characterization Report – Section 245.310(b)**
- Site Characterization Report – Site-Specific Standard**
- Site Characterization Report – Statewide Health or Background Standard**
- Site Characterization Report PLUS – Statewide Health Standard**
- Remedial Action Plan – Statewide Health or Background Standard**
- Remedial Action Plan – Site-Specific Standard**
- Remedial Action Progress Report**
- Remedial Action Completion Report – Statewide Health or Background Standard**
- Remedial Action Completion Report – Site-Specific Standard**
- Post-Remediation Care Plan Report**
- Environmental Covenant**

*(check all that apply to the enclosed submission)*



May 22, 2015

Ms. Pamela S. Trowbridge, P.G.  
Pennsylvania Department of Environmental Protection  
Environmental Cleanup and Brownfields Program  
Southcentral Region  
909 Elmerton Avenue  
Harrisburg, PA 17110

Subject:           **Remedial Action Progress Report**  
                      **Sixth Quarterly Groundwater Monitoring Event**  
                      **Former York Naval Ordnance Plant, York, Pennsylvania**  
                      **Former Building 45/50 Unleaded Gasoline UST Release - Tank 009**  
                      **PADEP Facility I.D. No. 67-00823**  
                      **USTIF Claim No. 2010-0106(M)**  
                      **Leidos Project 301425.TM.100044.4000.0100**

Dear Ms. Trowbridge:

On behalf of Harley-Davidson Motor Company Operations, Inc. (Harley-Davidson), Leidos, Inc. (Leidos) is submitting this Remedial Action Progress Report (RAPR) to the Pennsylvania Department of Environmental Protection (PADEP) for the above-referenced site (**Figure 1**). This RAPR details the sixth consecutive quarter of groundwater monitoring performed in accordance with the recommendations presented in the September 9, 2013, Remedial Action Plan (RAP), approved by PADEP on November 22, 2013. The goal of the RAP was to comply with the Site-Specific Standards (SSSs) in soil and the Statewide Health Standards (SHSs) in groundwater to address unleaded gasoline constituents from the former Tank 009 release.

## **1.0 QUARTERLY GROUNDWATER MONITORING**

### **1.1 Well Gauging**

Gauging of monitoring wells MW-26, MW-77, MW-118 through MW-125, and MW-160 was performed by Leidos on March 25, 2015. In contrast with the previous quarter, groundwater elevations began to rise from the seasonal low stage and range from approximately 0.9 feet (ft) lower to 2.6 ft higher than the two-year mean groundwater elevations for the wells. Light non-aqueous phase liquid (LNAPL) was not detected in monitoring well MW-119 or in any of the other wells gauged.

Depth-to-groundwater measurements in the monitoring wells within the study area were subtracted from top-of-casing (TOC) elevations to calculate groundwater elevations (**Table 1**). A groundwater elevation

contour map for wells gauged on March 25, 2015, is presented on **Figure 2**. The hydraulic gradient indicated is consistent with previous measurements at approximately 0.03 foot per foot (ft/ft) southwest from the area of the former dispenser for Tank 009. In general, the hydraulic gradient forms a trough trending downgradient from MW-119 toward MW-125. Monitoring wells MW-26 and MW-77 were not used to complete the groundwater contour map as they do not represent the monitored groundwater flow system.

## 1.2 Groundwater Sampling

On March 25, 2015, groundwater samples were collected by Leidos from monitoring wells MW-125 and MW-160. The wells were purged prior to sampling with a submersible pump at a relatively low purge rate (i.e., less than 0.25 gallons per minute [gpm]) to minimize the drawdown of the groundwater level in the wells. The pump was decontaminated before use at each well by washing with a Liqui-Nox<sup>®</sup>/potable water solution and a potable water rinse.

During purging, water quality field parameters (temperature, pH, conductivity, dissolved oxygen, and turbidity) were measured and recorded. Upon stabilization of the field parameters during purging, groundwater samples were collected directly from the dedicated pump discharge tubing into laboratory-provided 40 milliliter (mL) volatile organic analysis (VOA) vials containing preservative (i.e., hydrochloric acid). Additionally, a quality assurance/quality control (QA/QC) sample, consisting of a laboratory-provided trip blank, accompanied the groundwater samples.

Upon sample collection, labels were affixed to the sample containers, and they were placed into a cooler with ice and a chain-of-custody. The groundwater and QA/QC samples were submitted to TestAmerica for laboratory analysis of the PADEP Short List of Petroleum Products (unleaded gasoline) using United States Environmental Protection Agency (EPA) Method 8260C. The analytical results for the sample analyses are summarized in **Table 2** and on **Figure 3**. A copy of the laboratory analysis report is provided on the attached CD.

## 2.0 RESULTS

The following are the significant findings of the groundwater sample analytical results:

1. The sample from MW-125 had non-detectable concentrations for all analyzed parameters.
2. The concentration of benzene in the sample from MW-160 (560 micrograms per liter [ $\mu\text{g/L}$ ]) exceeded the PADEP Nonresidential Used Aquifer medium-specific concentration (MSC) of 5  $\mu\text{g/L}$ . All other analyzed compounds were either non-detect or were detected at concentrations below their respective MSCs.
3. The benzene in the sample from MW-160 was higher than the December 2014 concentration and previous measurements. Nonetheless, the detected benzene concentration remained well below

the 15,000 µg/L concentration determined to not exceed the MSC at the point of compliance (POC) in the December 2012 Supplemental Site Characterization Report (SCR).

4. The groundwater elevation in MW-160 over the previous two quarters was lower than the two-year mean elevation, but the current groundwater elevation is approximately equal to the two-year mean elevation.
5. The results of sampling continue to support the site characterization activities and predictions that the groundwater meets the SHS at the POC.

#### 4.0 PLANNED FUTURE ACTIVITIES

The seventh round of quarterly groundwater monitoring is scheduled for June 2015. A RAPR will be submitted to PADEP following receipt of the analytical results.

Harley-Davidson and Leidos appreciate PADEP's continued support and assistance on this project. Please contact the undersigned at (717) 901-8843 if you have any questions.

Respectfully submitted,

**Leidos, Inc.**



Kent V. Littlefield, P.G.  
Senior Hydrogeologist



Rodney G. Myers  
Senior Project Manager

KVL:pr

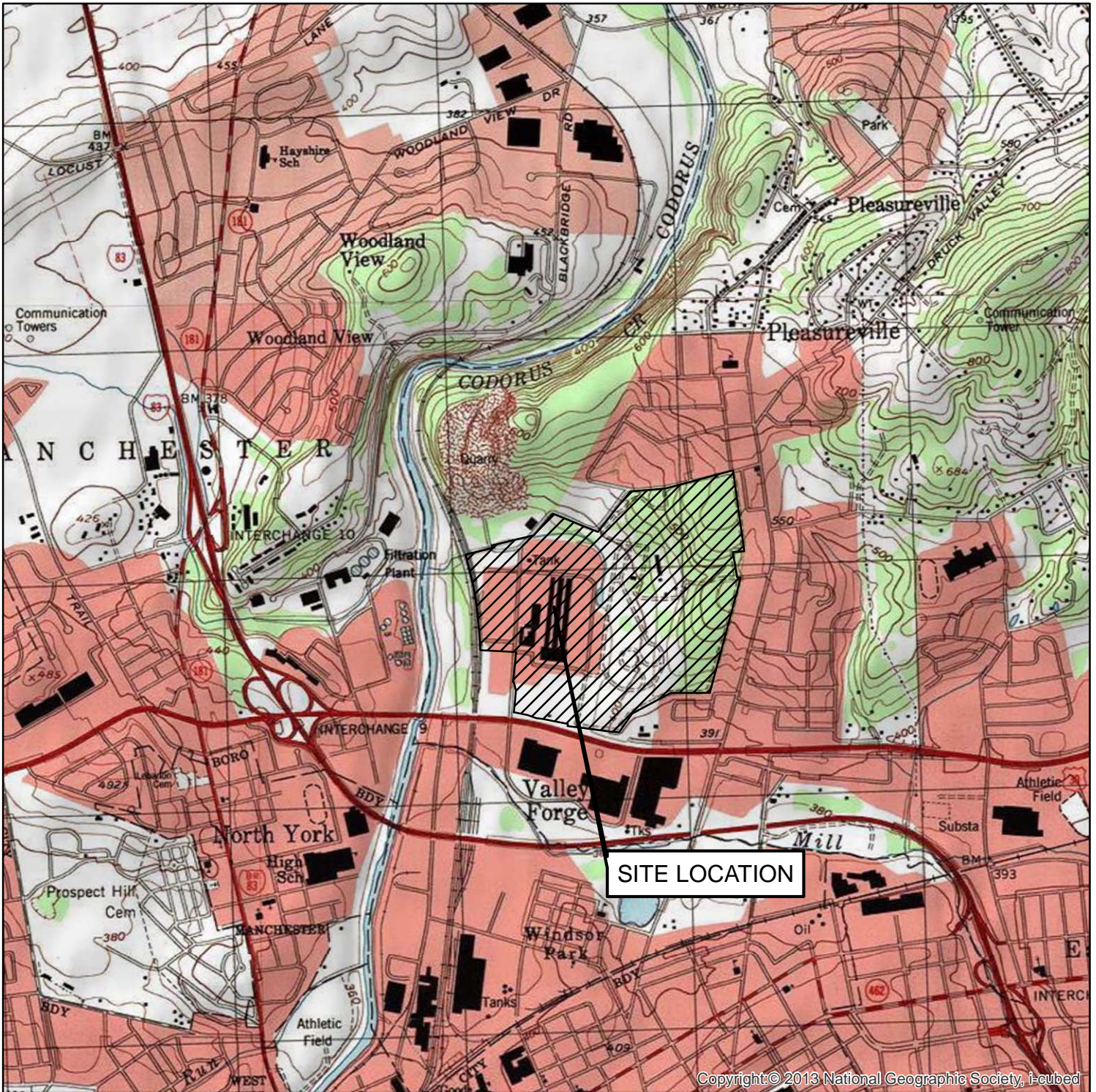
Attachments

cc: Sharon R. Fisher, Harley-Davidson  
Ralph T. Golia, P.G., AMO Environmental Decisions  
Gregory Bowman, PADEP, Storage Tank Section  
Blanda Nace, YCIDA  
Linda Melvin, ICF International – USTIF

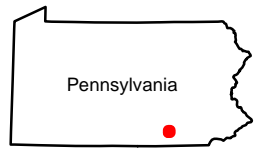
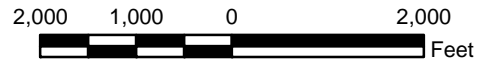


# FIGURES





Copyright © 2013 National Geographic Society, Inc.



QUADRANGLE LOCATION

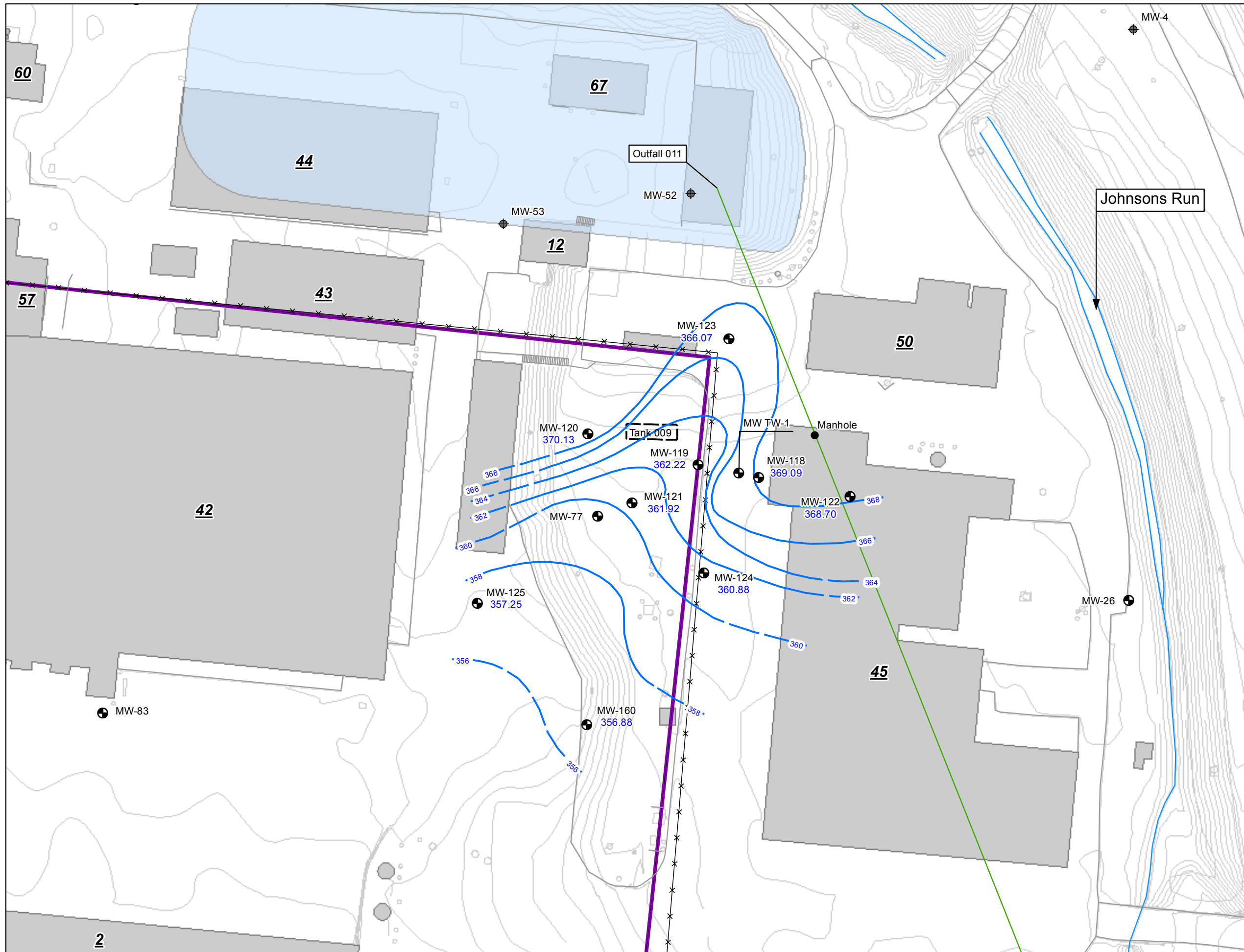
**FORMER YORK NAVAL ORDNANCE PLANT**  
1425 EDEN ROAD, YORK, PENNSYLVANIA

**Site Location Map**

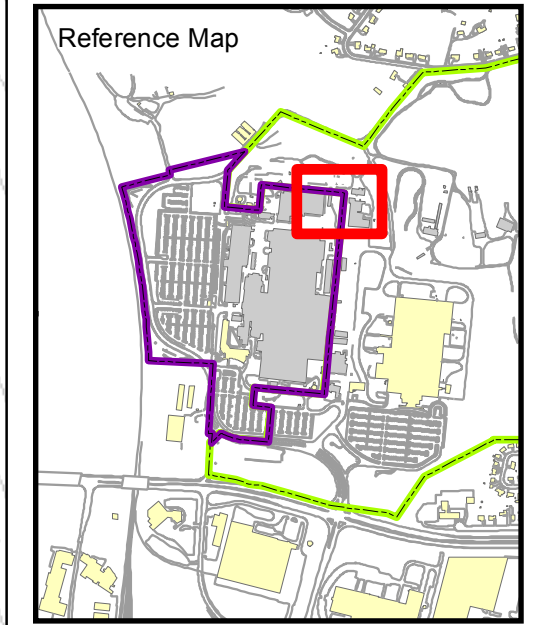
|                             |                |                |                   |
|-----------------------------|----------------|----------------|-------------------|
| drawn JEB                   | checked EMW    | approved RGM   | figure no.        |
| date 1/30/2014              | date 1/30/2014 | date 1/30/2014 | <b>1</b>          |
| job no. 2603200245/2000/100 |                |                | file no.          |
|                             |                |                | Site Map_20131231 |
| initials                    | date           | revision       |                   |
|                             |                |                |                   |
|                             |                |                |                   |
|                             |                |                |                   |







- Legend**
- Tank 009 (Removed July 2010)
  - 45 Demolished Buildings
  - Stormwater Detention Basin
  - Roads and Curbs
  - ×-× Fence Line
  - West Campus Boundary
  - Approximate Stormwater Line
  - Monitoring Well
  - Abandoned Well
  - Groundwater Elevation Contour
  - 356 Groundwater Elevation
  - MW-118 Monitoring Well Identification 368.75 and Groundwater Elevation



**NOTES:**

1. Base data (Buildings, Building Boundaries, Roads and Curbs, underground utilities and Contour Lines, from NuTec Survey conducted in 2006).
2. Monitoring Wells and Underground Storage Tank features from Leidos site measurements.

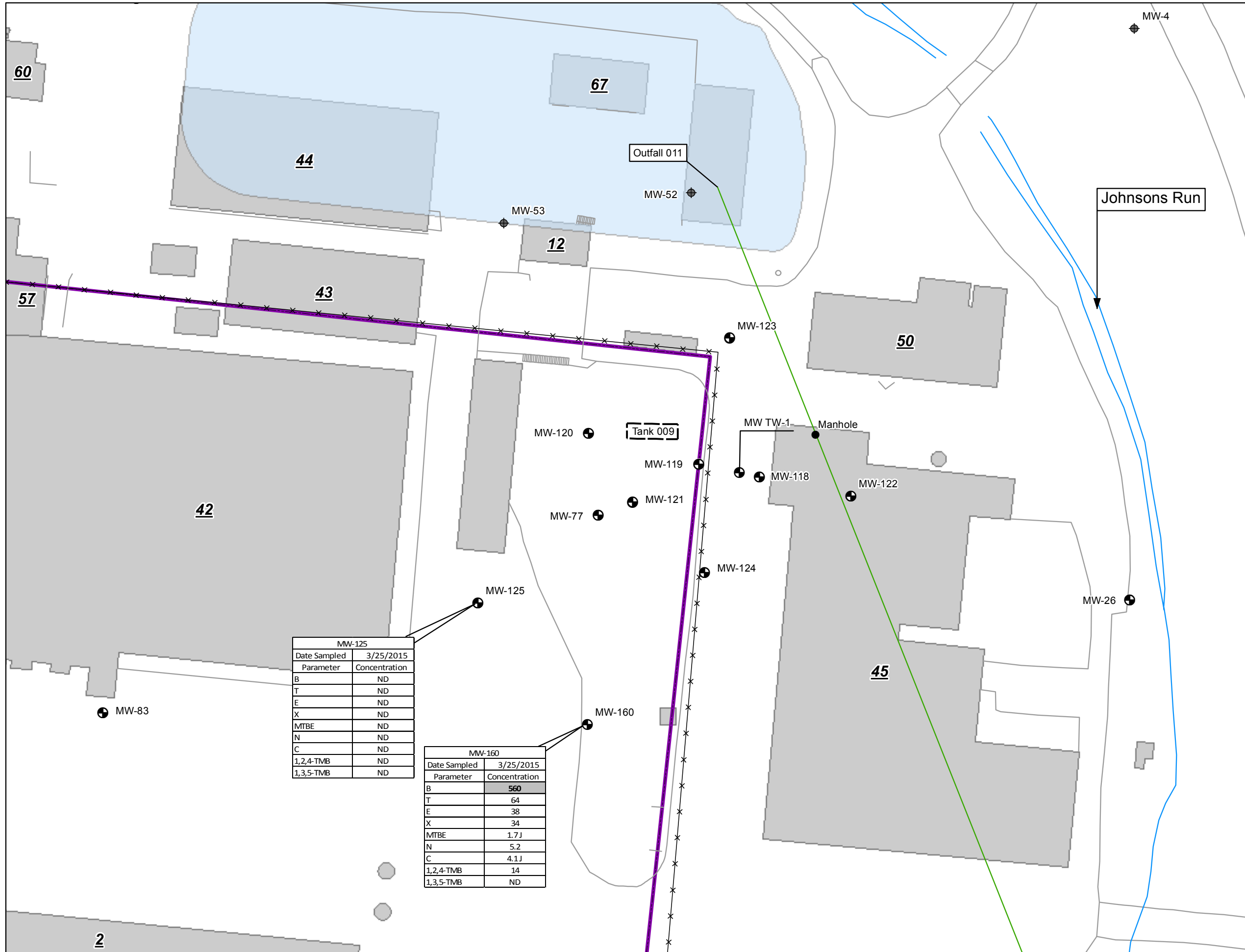
0 25 50 100 Feet

**Former York Naval Ordnance Plant**  
1425 Eden Rd York, Pa 17402

**Groundwater Elevation Contour Map**  
March 25, 2015

|                                    |         |                             |            |
|------------------------------------|---------|-----------------------------|------------|
| drawn TAY                          | checked | approved                    | figure no. |
| date 04/20/2015                    | date    | date                        | <b>2</b>   |
| job no. 305337.LS.300355.2000.0100 |         | file no. GWElevMap_20150325 |            |
| initials                           | date    | revision                    |            |
|                                    |         |                             |            |
|                                    |         |                             |            |

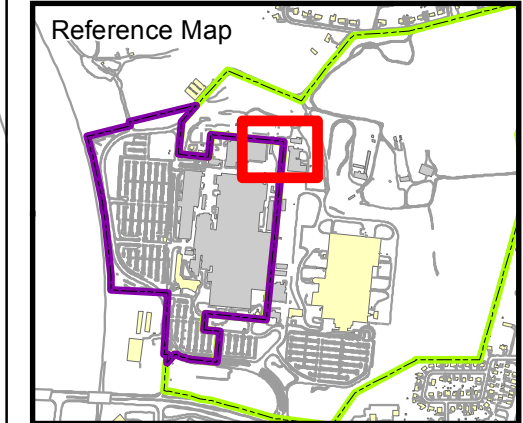




| MW-125       |               |
|--------------|---------------|
| Date Sampled | 3/25/2015     |
| Parameter    | Concentration |
| B            | ND            |
| T            | ND            |
| E            | ND            |
| X            | ND            |
| MTBE         | ND            |
| N            | ND            |
| C            | ND            |
| 1,2,4-TMB    | ND            |
| 1,3,5-TMB    | ND            |

| MW-160       |               |
|--------------|---------------|
| Date Sampled | 3/25/2015     |
| Parameter    | Concentration |
| B            | <b>560</b>    |
| T            | 64            |
| E            | 38            |
| X            | 34            |
| MTBE         | 1.7J          |
| N            | 5.2           |
| C            | 4.1J          |
| 1,2,4-TMB    | 14            |
| 1,3,5-TMB    | ND            |

- ### Legend
- Tank 009 (Removed July 2010)
  - 45 Demolished Buildings
  - Stormwater Detention Basin
  - Roads and Curbs
  - x-x-x Fence Line
  - West Campus Boundary
  - Approximate Stormwater Line
  - Monitoring Well
  - Abandoned Well



B: Benzene  
 T: Toluene  
 E: Ethylbenzene  
 X: Total Xylenes  
 MTBE: Methyl Tert-Butyl Ether  
 N: Naphthalene  
 C: Cumene  
 1,2,4-TMB: 1,2,4 - Trimethylbenzene  
 1,3,5-TMB: 1,3,5 - Trimethylbenzene

J: Laboratory reported concentration as an approximate value.  
 MSC: Medium Specific Concentration  
 ND: Not Detected  
 PADEP: Pennsylvania Department of Environmental Protection  
 All results reported in micrograms per liter (µg/L)

Bold/Shaded concentrations are greater than a PADEP Non-Residential MSC

NOTES:  
 1. Base data (Buildings, Building Boundaries, Roads and Curbs, underground utilities and Contour Lines, from NuTec Survey conducted in 2006).  
 2. Monitoring Wells and Underground Storage Tank features from Leidos site measurements.

0 25 50 100 Feet

**Former York Naval Ordnance Plant**  
 1425 Eden Rd York, Pa 17402

**Groundwater Quality Analytical Data**  
 March 25, 2015

|                                    |         |                              |            |
|------------------------------------|---------|------------------------------|------------|
| drawn TAY                          | checked | approved                     | figure no. |
| date 04/20/2015                    | date    | date                         | <b>3</b>   |
| job no. 305337.LS.300355.2000.0100 |         | file no. GWEChemMap_20150325 |            |
| initials                           | date    | revision                     |            |
|                                    |         |                              |            |
|                                    |         |                              |            |







# TABLES

**Table 1**  
**Monitoring Well Gauging Data and Groundwater Elevations**  
**Former Building 45/50 Unleaded Gasoline Release - Tank 009**  
**Harley-Davidson Motor Company Operations, Inc.**  
**1425 Eden Road, York, York County, Pennsylvania**  
**PADEP Facility ID No. 67-00823**  
**Leidos Project Number 301425.TM.100044.4000.0100**

| Location   | Monitoring Well Installation Date | TOC Elevation (Feet) | Well Diameter (inches) | Total Drilled Depth (ftg) | Screened Interval (ftg) | Top of Well Screen Elevation (feet) | Date       | SWL (ftoc) | SWL Elevation (feet) |
|------------|-----------------------------------|----------------------|------------------------|---------------------------|-------------------------|-------------------------------------|------------|------------|----------------------|
| MW-118     | 8/15/2011                         | 377.44               | 2                      | 25                        | 8 - 23                  | 369.11                              | 6/27/2012  | 7.50       | 369.94               |
|            |                                   |                      |                        |                           |                         |                                     | 7/2/2012   | 7.59       | 369.85               |
|            |                                   |                      |                        |                           |                         |                                     | 7/5/2012   | 7.49       | 369.95               |
|            |                                   |                      |                        |                           |                         |                                     | 7/10/2012  | 7.59       | 369.85               |
|            |                                   |                      |                        |                           |                         |                                     | 7/20/2012  | 7.03       | 370.41               |
|            |                                   |                      |                        |                           |                         |                                     | 7/25/2012  | 7.62       | 369.82               |
|            |                                   |                      |                        |                           |                         |                                     | 8/1/2012   | 7.45       | 369.99               |
|            |                                   |                      |                        |                           |                         |                                     | 8/6/2012   | 7.55       | 369.89               |
|            |                                   |                      |                        |                           |                         |                                     | 8/17/2012  | 7.25       | 370.19               |
|            |                                   |                      |                        |                           |                         |                                     | 8/24/2012  | 7.22       | 370.22               |
|            |                                   |                      |                        |                           |                         |                                     | 8/30/2012  | 7.51       | 369.93               |
|            |                                   |                      |                        |                           |                         |                                     | 9/12/2012  | 7.50       | 369.94               |
|            |                                   |                      |                        |                           |                         |                                     | 10/8/2012  | 7.38       | 370.06               |
|            |                                   |                      |                        |                           |                         |                                     | 12/18/2013 | NM         | NM                   |
|            |                                   |                      |                        |                           |                         |                                     | 3/25/2014  | 7.28       | 370.16               |
| 6/19/2014  | 7.35                              | 370.09               |                        |                           |                         |                                     |            |            |                      |
| 9/25/2014  | 8.45                              | 368.99               |                        |                           |                         |                                     |            |            |                      |
| 12/17/2014 | 8.69                              | 368.75               |                        |                           |                         |                                     |            |            |                      |
| 3/25/2015  | 8.35                              | 369.09               |                        |                           |                         |                                     |            |            |                      |
| MW-119     | 8/17/2011                         | 377.03               | 2                      | 27                        | 5 - 25                  | 372.20                              | 6/27/2012  | 16.28      | 360.75               |
|            |                                   |                      |                        |                           |                         |                                     | 7/2/2012   | 16.75      | 360.28               |
|            |                                   |                      |                        |                           |                         |                                     | 7/5/2012   | 16.72      | 360.31               |
|            |                                   |                      |                        |                           |                         |                                     | 7/10/2012  | 17.33      | 359.70               |
|            |                                   |                      |                        |                           |                         |                                     | 7/20/2012  | 17.30      | 359.73               |
|            |                                   |                      |                        |                           |                         |                                     | 7/25/2012  | 16.84      | 360.19               |
|            |                                   |                      |                        |                           |                         |                                     | 8/1/2012   | 16.60      | 360.43               |
|            |                                   |                      |                        |                           |                         |                                     | 8/6/2012   | 16.67      | 360.36               |
|            |                                   |                      |                        |                           |                         |                                     | 8/17/2012  | 16.38      | 360.65               |
|            |                                   |                      |                        |                           |                         |                                     | 8/24/2012  | 16.65      | 360.38               |
|            |                                   |                      |                        |                           |                         |                                     | 8/30/2012  | 16.54      | 360.49               |
|            |                                   |                      |                        |                           |                         |                                     | 9/12/2012  | 16.43      | 360.60               |
|            |                                   |                      |                        |                           |                         |                                     | 10/8/2012  | 14.99      | 362.04               |
|            |                                   |                      |                        |                           |                         |                                     | 12/18/2013 | 14.46      | 362.57               |
|            |                                   |                      |                        |                           |                         |                                     | 3/25/2014  | 12.11      | 364.92               |
| 6/19/2014  | 12.52                             | 364.51               |                        |                           |                         |                                     |            |            |                      |
| 9/25/2014  | 19.84                             | *357.42              |                        |                           |                         |                                     |            |            |                      |
| 12/17/2014 | 18.62                             | *358.60              |                        |                           |                         |                                     |            |            |                      |
| 3/25/2015  | 14.81                             | 362.22               |                        |                           |                         |                                     |            |            |                      |
| MW-120     | 8/17/2011                         | 377.63               | 2                      | 40                        | 6 - 39                  | 371.30                              | 6/27/2012  | 9.43       | 368.20               |
|            |                                   |                      |                        |                           |                         |                                     | 7/2/2012   | 10.50      | 367.13               |
|            |                                   |                      |                        |                           |                         |                                     | 7/5/2012   | 11.14      | 366.49               |
|            |                                   |                      |                        |                           |                         |                                     | 7/10/2012  | 12.22      | 365.41               |
|            |                                   |                      |                        |                           |                         |                                     | 7/20/2012  | 13.20      | 364.43               |
|            |                                   |                      |                        |                           |                         |                                     | 7/25/2012  | 13.29      | 364.34               |
|            |                                   |                      |                        |                           |                         |                                     | 8/1/2012   | 13.60      | 364.03               |
|            |                                   |                      |                        |                           |                         |                                     | 8/6/2012   | 15.73      | 361.90               |
|            |                                   |                      |                        |                           |                         |                                     | 8/17/2012  | 14.13      | 363.50               |
|            |                                   |                      |                        |                           |                         |                                     | 8/24/2012  | 14.39      | 363.24               |
|            |                                   |                      |                        |                           |                         |                                     | 8/30/2012  | 14.41      | 363.22               |
|            |                                   |                      |                        |                           |                         |                                     | 9/12/2012  | 14.44      | 363.19               |
|            |                                   |                      |                        |                           |                         |                                     | 10/8/2012  | 10.32      | 367.31               |
|            |                                   |                      |                        |                           |                         |                                     | 12/18/2013 | 7.72       | 369.91               |
|            |                                   |                      |                        |                           |                         |                                     | 3/25/2014  | 6.58       | 371.05               |
| 6/19/2014  | 7.63                              | 370.00               |                        |                           |                         |                                     |            |            |                      |
| 9/25/2014  | 16.33                             | 361.30               |                        |                           |                         |                                     |            |            |                      |
| 12/17/2014 | 16.06                             | 361.57               |                        |                           |                         |                                     |            |            |                      |
| 3/25/2015  | 7.50                              | 370.13               |                        |                           |                         |                                     |            |            |                      |
| MW-121     | 8/18/2011                         | 376.31               | 2                      | 36                        | 7 - 35                  | 369.08                              | 6/27/2012  | 16.61      | 359.70               |
|            |                                   |                      |                        |                           |                         |                                     | 7/2/2012   | 17.19      | 359.12               |
|            |                                   |                      |                        |                           |                         |                                     | 7/5/2012   | 17.38      | 358.93               |
|            |                                   |                      |                        |                           |                         |                                     | 7/10/2012  | 17.94      | 358.37               |
|            |                                   |                      |                        |                           |                         |                                     | 7/20/2012  | 15.63      | 360.68               |
|            |                                   |                      |                        |                           |                         |                                     | 7/25/2012  | 17.71      | 358.60               |
|            |                                   |                      |                        |                           |                         |                                     | 8/1/2012   | 17.47      | 358.84               |
|            |                                   |                      |                        |                           |                         |                                     | 8/6/2012   | 17.47      | 358.84               |
|            |                                   |                      |                        |                           |                         |                                     | 8/17/2012  | 17.17      | 359.14               |
|            |                                   |                      |                        |                           |                         |                                     | 8/24/2012  | 17.50      | 358.81               |
|            |                                   |                      |                        |                           |                         |                                     | 8/30/2012  | 17.34      | 358.97               |
|            |                                   |                      |                        |                           |                         |                                     | 9/12/2012  | 17.07      | 359.24               |
|            |                                   |                      |                        |                           |                         |                                     | 10/8/2012  | 14.72      | 361.59               |
|            |                                   |                      |                        |                           |                         |                                     | 12/18/2013 | 14.54      | 361.77               |
|            |                                   |                      |                        |                           |                         |                                     | 3/25/2014  | 11.19      | 365.12               |
| 6/19/2014  | 12.05                             | 364.26               |                        |                           |                         |                                     |            |            |                      |
| 9/25/2014  | 20.45                             | 355.86               |                        |                           |                         |                                     |            |            |                      |
| 12/17/2014 | 19.33                             | 356.98               |                        |                           |                         |                                     |            |            |                      |
| 3/25/2015  | 14.39                             | 361.92               |                        |                           |                         |                                     |            |            |                      |
| MW-122     | 6/20/2012                         | 377.61               | 2                      | 30                        | 7 - 30                  | 370.61                              | 6/27/2012  | 8.98       | 368.63               |
|            |                                   |                      |                        |                           |                         |                                     | 7/2/2012   | 8.93       | 368.68               |
|            |                                   |                      |                        |                           |                         |                                     | 7/5/2012   | 8.90       | 368.71               |
|            |                                   |                      |                        |                           |                         |                                     | 7/10/2012  | 8.93       | 368.68               |
|            |                                   |                      |                        |                           |                         |                                     | 7/20/2012  | 8.75       | 368.86               |
|            |                                   |                      |                        |                           |                         |                                     | 7/25/2012  | 8.78       | 368.83               |
|            |                                   |                      |                        |                           |                         |                                     | 8/1/2012   | 8.52       | 369.09               |
|            |                                   |                      |                        |                           |                         |                                     | 8/6/2012   | 8.43       | 369.18               |
|            |                                   |                      |                        |                           |                         |                                     | 8/17/2012  | 8.34       | 369.27               |
|            |                                   |                      |                        |                           |                         |                                     | 8/24/2012  | 8.40       | 369.21               |
|            |                                   |                      |                        |                           |                         |                                     | 8/30/2012  | 8.36       | 369.25               |
|            |                                   |                      |                        |                           |                         |                                     | 9/12/2012  | 8.30       | 369.31               |
|            |                                   |                      |                        |                           |                         |                                     | 10/8/2012  | 7.65       | 369.96               |
|            |                                   |                      |                        |                           |                         |                                     | 12/18/2013 | 8.45       | 369.16               |
|            |                                   |                      |                        |                           |                         |                                     | 3/25/2014  | 7.98       | 369.63               |
| 6/19/2014  | 7.84                              | 369.77               |                        |                           |                         |                                     |            |            |                      |
| 9/25/2014  | 9.43                              | 368.18               |                        |                           |                         |                                     |            |            |                      |
| 12/17/2014 | 9.31                              | 368.30               |                        |                           |                         |                                     |            |            |                      |
| 3/25/2015  | 8.91                              | 368.70               |                        |                           |                         |                                     |            |            |                      |

**Table 1**  
**Monitoring Well Gauging Data and Groundwater Elevations**  
**Former Building 45/50 Unleaded Gasoline Release - Tank 009**  
**Harley-Davidson Motor Company Operations, Inc.**  
**1425 Eden Road, York, York County, Pennsylvania**  
**PADEP Facility ID No. 67-00823**  
**Leidos Project Number 301425.TM.100044.4000.0100**

| Location   | Monitoring Well Installation Date | TOC Elevation (Feet) | Well Diameter (inches) | Total Drilled Depth (ftg) | Screened Interval (ftg) | Top of Well Screen Elevation (feet) | Date       | SWL (ftoc) | SWL Elevation (feet) |
|------------|-----------------------------------|----------------------|------------------------|---------------------------|-------------------------|-------------------------------------|------------|------------|----------------------|
| MW-123     | 6/20/2012                         | 379.64               | 2                      | 30                        | 7 - 30                  | 372.64                              | 6/27/2012  | 12.18      | 367.46               |
|            |                                   |                      |                        |                           |                         |                                     | 7/2/2012   | 12.37      | 367.27               |
|            |                                   |                      |                        |                           |                         |                                     | 7/5/2012   | 12.33      | 367.31               |
|            |                                   |                      |                        |                           |                         |                                     | 7/10/2012  | 12.54      | 367.10               |
|            |                                   |                      |                        |                           |                         |                                     | 7/20/2012  | 12.53      | 367.11               |
|            |                                   |                      |                        |                           |                         |                                     | 7/25/2012  | 12.55      | 367.09               |
|            |                                   |                      |                        |                           |                         |                                     | 8/1/2012   | 12.37      | 367.27               |
|            |                                   |                      |                        |                           |                         |                                     | 8/6/2012   | 12.44      | 367.20               |
|            |                                   |                      |                        |                           |                         |                                     | 8/17/2012  | 12.28      | 367.36               |
|            |                                   |                      |                        |                           |                         |                                     | 8/24/2012  | 12.46      | 367.18               |
|            |                                   |                      |                        |                           |                         |                                     | 8/30/2012  | 12.47      | 367.17               |
|            |                                   |                      |                        |                           |                         |                                     | 9/12/2012  | 12.47      | 367.17               |
|            |                                   |                      |                        |                           |                         |                                     | 10/8/2012  | 11.85      | 367.79               |
|            |                                   |                      |                        |                           |                         |                                     | 12/18/2013 | 12.58      | 367.06               |
|            |                                   |                      |                        |                           |                         |                                     | 3/25/2014  | 11.32      | 368.32               |
| 6/19/2014  | 11.29                             | 368.35               |                        |                           |                         |                                     |            |            |                      |
| 9/25/2014  | 14.83                             | 364.81               |                        |                           |                         |                                     |            |            |                      |
| 12/17/2014 | 14.94                             | 364.70               |                        |                           |                         |                                     |            |            |                      |
| 3/25/2015  | 13.57                             | 366.07               |                        |                           |                         |                                     |            |            |                      |
| MW-124     | 6/21/2012                         | 376.37               | 2                      | 34                        | 8 - 34                  | 368.37                              | 6/27/2012  | 14.87      | 361.50               |
|            |                                   |                      |                        |                           |                         |                                     | 7/2/2012   | 15.50      | 360.87               |
|            |                                   |                      |                        |                           |                         |                                     | 7/5/2012   | 15.56      | 360.81               |
|            |                                   |                      |                        |                           |                         |                                     | 7/10/2012  | 16.21      | 360.16               |
|            |                                   |                      |                        |                           |                         |                                     | 7/20/2012  | 16.31      | 360.06               |
|            |                                   |                      |                        |                           |                         |                                     | 7/25/2012  | 15.79      | 360.58               |
|            |                                   |                      |                        |                           |                         |                                     | 8/1/2012   | 15.66      | 360.71               |
|            |                                   |                      |                        |                           |                         |                                     | 8/6/2012   | 15.68      | 360.69               |
|            |                                   |                      |                        |                           |                         |                                     | 8/17/2012  | 14.94      | 361.43               |
|            |                                   |                      |                        |                           |                         |                                     | 8/24/2012  | 15.29      | 361.08               |
|            |                                   |                      |                        |                           |                         |                                     | 8/30/2012  | 15.14      | 361.23               |
|            |                                   |                      |                        |                           |                         |                                     | 9/12/2012  | 14.94      | 361.43               |
|            |                                   |                      |                        |                           |                         |                                     | 10/8/2012  | 13.54      | 362.83               |
|            |                                   |                      |                        |                           |                         |                                     | 12/18/2013 | 15.39      | 360.98               |
|            |                                   |                      |                        |                           |                         |                                     | 3/25/2014  | 11.93      | 364.44               |
| 6/19/2014  | 12.14                             | 364.23               |                        |                           |                         |                                     |            |            |                      |
| 9/25/2014  | 18.42                             | 357.95               |                        |                           |                         |                                     |            |            |                      |
| 12/17/2014 | 17.45                             | 358.92               |                        |                           |                         |                                     |            |            |                      |
| 3/25/2015  | 15.49                             | 360.88               |                        |                           |                         |                                     |            |            |                      |
| MW-125     | 6/21/2012                         | 366.56               | 2                      | 24                        | 4 - 24                  | 362.56                              | 6/27/2012  | 11.37      | 355.19               |
|            |                                   |                      |                        |                           |                         |                                     | 7/2/2012   | 11.59      | 354.97               |
|            |                                   |                      |                        |                           |                         |                                     | 7/5/2012   | 11.89      | 354.67               |
|            |                                   |                      |                        |                           |                         |                                     | 7/10/2012  | 12.32      | 354.24               |
|            |                                   |                      |                        |                           |                         |                                     | 7/20/2012  | 11.31      | 355.25               |
|            |                                   |                      |                        |                           |                         |                                     | 7/25/2012  | 11.31      | 355.25               |
|            |                                   |                      |                        |                           |                         |                                     | 8/1/2012   | 10.78      | 355.78               |
|            |                                   |                      |                        |                           |                         |                                     | 8/6/2012   | 10.21      | 356.35               |
|            |                                   |                      |                        |                           |                         |                                     | 8/17/2012  | 10.58      | 355.98               |
|            |                                   |                      |                        |                           |                         |                                     | 8/24/2012  | 11.14      | 355.42               |
|            |                                   |                      |                        |                           |                         |                                     | 8/30/2012  | 10.86      | 355.70               |
|            |                                   |                      |                        |                           |                         |                                     | 9/12/2012  | NM         | NM                   |
|            |                                   |                      |                        |                           |                         |                                     | 10/8/2012  | 6.21       | 360.35               |
|            |                                   |                      |                        |                           |                         |                                     | 12/18/2013 | 7.62       | 358.94               |
|            |                                   |                      |                        |                           |                         |                                     | 3/25/2014  | 7.24       | 359.32               |
| 6/19/2014  | 7.39                              | 359.17               |                        |                           |                         |                                     |            |            |                      |
| 9/25/2014  | 14.59                             | 351.97               |                        |                           |                         |                                     |            |            |                      |
| 12/17/2014 | 11.88                             | 354.68               |                        |                           |                         |                                     |            |            |                      |
| 3/25/2015  | 9.31                              | 357.25               |                        |                           |                         |                                     |            |            |                      |
| MW-160     | 9/4/2012                          | 374.71               | 2                      | 38                        | 7.5 - 37.5              | 367.21                              | 9/12/2012  | 19.04      | 355.67               |
|            |                                   |                      |                        |                           |                         |                                     | 10/8/2012  | 17.65      | 357.06               |
|            |                                   |                      |                        |                           |                         |                                     | 12/18/2013 | 16.51      | 358.20               |
|            |                                   |                      |                        |                           |                         |                                     | 3/25/2014  | 15.56      | 359.15               |
|            |                                   |                      |                        |                           |                         |                                     | 6/19/2014  | 15.72      | 358.99               |
|            |                                   |                      |                        |                           |                         |                                     | 9/25/2014  | 22.65      | 352.06               |
|            |                                   |                      |                        |                           |                         |                                     | 12/17/2014 | 20.54      | 354.17               |
| 3/25/2015  | 17.83                             | 356.88               |                        |                           |                         |                                     |            |            |                      |
| MW-26      | 5/20/1987                         | 379.44               | 2                      | 62                        | 11 - 61                 | 368.44                              | 6/27/2012  | 25.02      | 354.42               |
|            |                                   |                      |                        |                           |                         |                                     | 7/2/2012   | 25.32      | 354.12               |
|            |                                   |                      |                        |                           |                         |                                     | 7/5/2012   | 25.56      | 353.88               |
|            |                                   |                      |                        |                           |                         |                                     | 7/10/2012  | 26.04      | 353.40               |
|            |                                   |                      |                        |                           |                         |                                     | 7/20/2012  | 25.11      | 354.33               |
|            |                                   |                      |                        |                           |                         |                                     | 7/25/2012  | 25.31      | 354.13               |
|            |                                   |                      |                        |                           |                         |                                     | 8/1/2012   | 24.68      | 354.76               |
|            |                                   |                      |                        |                           |                         |                                     | 8/6/2012   | 24.28      | 355.16               |
|            |                                   |                      |                        |                           |                         |                                     | 8/17/2012  | 24.25      | 355.19               |
|            |                                   |                      |                        |                           |                         |                                     | 8/24/2012  | 24.86      | 354.58               |
|            |                                   |                      |                        |                           |                         |                                     | 8/30/2012  | 24.71      | 354.73               |
|            |                                   |                      |                        |                           |                         |                                     | 9/12/2012  | NM         | NM                   |
|            |                                   |                      |                        |                           |                         |                                     | 10/8/2012  | 23.68      | 355.76               |
|            |                                   |                      |                        |                           |                         |                                     | 12/18/2013 | 22.75      | 356.69               |
|            |                                   |                      |                        |                           |                         |                                     | 3/25/2014  | 20.91      | 358.53               |
| 6/19/2014  | 21.40                             | 358.04               |                        |                           |                         |                                     |            |            |                      |
| 9/25/2014  | 28.15                             | 351.29               |                        |                           |                         |                                     |            |            |                      |
| 12/17/2014 | 26.22                             | 353.22               |                        |                           |                         |                                     |            |            |                      |
| 3/25/2015  | 23.93                             | 355.51               |                        |                           |                         |                                     |            |            |                      |
| MW-77      | 6/10/1998                         | 379.48               | 2                      | 67                        | 40 - 65                 | 339.48                              | 6/27/2012  | 24.29      | 355.19               |
|            |                                   |                      |                        |                           |                         |                                     | 7/2/2012   | 24.72      | 354.76               |
|            |                                   |                      |                        |                           |                         |                                     | 7/5/2012   | 24.93      | 354.55               |
|            |                                   |                      |                        |                           |                         |                                     | 7/10/2012  | 25.42      | 354.06               |
|            |                                   |                      |                        |                           |                         |                                     | 7/20/2012  | 24.96      | 354.52               |
|            |                                   |                      |                        |                           |                         |                                     | 7/25/2012  | 24.83      | 354.65               |
|            |                                   |                      |                        |                           |                         |                                     | 8/1/2012   | 24.35      | 355.13               |
|            |                                   |                      |                        |                           |                         |                                     | 8/6/2012   | 24.13      | 355.35               |
|            |                                   |                      |                        |                           |                         |                                     | 8/17/2012  | 24.15      | 355.33               |
|            |                                   |                      |                        |                           |                         |                                     | 8/24/2012  | 24.53      | 354.95               |
|            |                                   |                      |                        |                           |                         |                                     | 8/30/2012  | 24.40      | 355.08               |
|            |                                   |                      |                        |                           |                         |                                     | 9/12/2012  | 24.20      | 355.28               |
|            |                                   |                      |                        |                           |                         |                                     | 10/8/2012  | 23.04      | 356.44               |
|            |                                   |                      |                        |                           |                         |                                     | 12/18/2013 | 22.22      | 357.26               |
|            |                                   |                      |                        |                           |                         |                                     | 3/25/2014  | 20.51      | 358.97               |
| 6/19/2014  | 20.81                             | 358.67               |                        |                           |                         |                                     |            |            |                      |
| 9/25/2014  | 27.65                             | 351.83               |                        |                           |                         |                                     |            |            |                      |
| 12/17/2014 | 25.87                             | 353.61               |                        |                           |                         |                                     |            |            |                      |
| 3/25/2015  | 23.21                             | 356.27               |                        |                           |                         |                                     |            |            |                      |

Notes:  
ftoc - feet below top of well casing  
TOC - top of casing  
ftg - feet below grade  
N/A - not applicable  
NM - not measured  
SWL - static water level  
\*- Groundwater elevation corrected for the presence of product using a specific gravity of 0.75 for gasoline



**Table 2**  
**Groundwater Sample Analytical Results**  
**Former Building 45/50 Unleaded Gasoline Release - Tank 009**  
**Harley-Davidson Motor Company Operations, Inc.**  
**1425 Eden Road, York, York County, Pennsylvania**  
**PADEP Facility ID No. 67-00823**  
**Leidos Project Number 301425.TM.100044.4000.0100**

| Sample Location   | Sample ID      | Date Sample Collected | Date Sample Analyzed | Analysis Method 8260B |         |              |               |                                    |             |                           |                        |                        |
|---|----------------|-----------------------|----------------------|-----------------------|---------|--------------|---------------|------------------------------------|-------------|---------------------------|------------------------|------------------------|
|   |                |                       |                      | Benzene               | Toluene | Ethylbenzene | Total Xylenes | Methyl Tertiary Butyl Ether (MTBE) | Naphthalene | Isopropylbenzene (Cumene) | 1,2,4-Trimethylbenzene | 1,3,5-Trimethylbenzene |
| MW-77   | HD-MW-77-01-0  | 6/24/2011             | 7/7/2011             | 1,500                 | 56      | 80           | 74 J          | 520                                | NA          | NA                        | NA                     | NA                     |
|   | HD-MW-77-01-0  | 8/1/2012              | 8/7/2012             | 2,000                 | 110     | 140          | 130 J         | 540                                | 41 J        | 24 J                      | 33 J                   | 13 J                   |
| MW-118  | HD-MW-118-01-0 | 8/25/2011             | 9/9/2011             | 120 H                 | 560 H   | 630 H        | 1,900 H       | <50 H                              | 42 J H      | 130 H                     | 460 H                  | 130 H                  |
|   | HD-MW-118-01-0 | 9/30/2011             | 10/11/2011           | 120                   | 520     | 1,000        | 2,800         | <100                               | 130         | 88 J                      | 790                    | 250                    |
|   | HD-MW-118-01-0 | 8/1/2012              | 8/15/2012            | 39 J                  | 110     | 600          | 1,400         | <50                                | 22 JB       | 78                        | 600                    | 210                    |
| MW-119  | HD-MW-119-01-0 | 8/25/2011             | 9/9/2011             | 6,100 H               | 6,300 H | 510 J H      | 1,900 H       | <630 H                             | 280 J H     | <630 H                    | 170 J H                | <630 H                 |
|   | HD-MW-119-01-0 | 9/30/2011             | 10/11/2011           | 11,000                | 18,000  | 2,600        | 10,000        | <500                               | 240 J       | <500                      | 1,300                  | 480 J                  |
|   | HD-MW-119-01-0 | 8/1/2012              | NS/FP                | NS/FP                 | NS/FP   | NS/FP        | NS/FP         | NS/FP                              | NS/FP       | NS/FP                     | NS/FP                  | NS/FP                  |
| MW-120  | HD-MW-120-01-0 | 8/25/2011             | 9/7/2011             | 2.2 J                 | 0.94 J  | <5.0         | <15.0         | 14.0                               | <5.0        | <5.0                      | <5.0                   | <5.0                   |
|   | HD-MW-120-01-0 | 9/30/2011             | 10/11/2011           | <5.0                  | <5.0    | <5.0         | <15.0         | 1.1 J                              | <5.0        | <5.0                      | <5.0                   | <5.0                   |
|   | HD-MW-120-01-0 | 8/1/2012              | 8/6/2012             | 7.0                   | <5.0    | <5.0         | <15.0         | 6.8                                | <5.0        | <5.0                      | <5.0                   | <5.0                   |
| MW-121  | HD-MW-121-01-0 | 8/25/2011             | 9/8/2011             | 390                   | 3,700 E | 990          | 3,600         | 45 J                               | 26 J        | 120                       | 430                    | 120                    |
|   | HD-MW-121-01-0 | 9/30/2011             | 10/11/2011           | 430                   | 4,900   | 1,000        | 3,700         | 56 J                               | <250        | 45 J                      | 330                    | 140 J                  |
|   | HD-MW-121-01-0 | 8/1/2012              | 8/7/2012             | 480 J                 | 6,900   | 1,900        | 7,600         | 35                                 | <500        | 89                        | 980                    | 230                    |
| MW-122  | HD-MW-122-01-0 | 7/2/2012              | 7/6/2012             | <5.0                  | <5.0    | <5.0         | <15.0         | <5.0                               | <5.0        | <5.0                      | <5.0                   | <5.0                   |
|   | HD-MW-122-01-0 | 8/1/2012              | 8/15/2012            | <5.0                  | <5.0    | <5.0         | <15.0         | <5.0                               | 1.1 JB      | <5.0                      | <5.0                   | <5.0                   |
| MW-123  | HD-MW-123-01-0 | 7/2/2012              | 7/6/2012             | <5.0                  | <5.0    | <5.0         | <15.0         | <5.0                               | <5.0        | <5.0                      | <5.0                   | <5.0                   |
|   | HD-MW-123-01-0 | 8/1/2012              | 8/15/2012            | <5.0                  | <5.0    | <5.0         | <15.0         | <5.0                               | 2.8 JB      | <5.0                      | <5.0                   | <5.0                   |
| MW-124  | HD-MW-124-01-0 | 7/2/2012              | 7/6/2012             | 1,400                 | 4,000   | 660          | 3,800         | 39                                 | 1,600       | 57                        | 550                    | 240                    |
|   | HD-MW-124-01-0 | 8/1/2012              | 8/15/2012            | 2,300                 | 8,400   | 960          | 9,500         | 44 J                               | 540 B       | 36 J                      | 1,200                  | 490                    |
| MW-125  | HD-MW-125-01-0 | 7/2/2012              | 7/6/2012             | <5.0                  | <5.0    | <5.0         | <15.0         | <5.0                               | <5.0        | <5.0                      | <5.0                   | <5.0                   |
|   | HD-MW-125-01-0 | 8/1/2012              | 8/6/2012             | <5.0                  | <5.0    | <5.0         | <15.0         | <5.0                               | <5.0        | <5.0                      | <5.0                   | <5.0                   |
|   | HD-MW-125-01-0 | 12/18/2013            | 12/27/2013           | <5.0                  | <5.0    | <5.0         | <10           | <5.0                               | <5.0        | <5.0                      | <5.0                   | <5.0                   |
|   | HD-MW-125-01-0 | 3/25/2014             | 4/7/2014             | <5.0                  | <5.0    | <5.0         | <10           | <5.0                               | <5.0        | <5.0                      | <5.0                   | <5.0                   |
|   | HD-MW-125-01-0 | 6/19/2014             | 6/24/2014            | <5.0                  | <5.0    | <5.0         | <10           | <5.0                               | <5.0        | <5.0                      | <5.0                   | <5.0                   |
|   | HD-MW-125-01-0 | 9/25/2014             | 10/2/2014            | <5.0                  | <5.0    | <5.0         | <10           | <5.0                               | <5.0        | <5.0                      | <5.0                   | <5.0                   |
|   | HD-MW-125-01-0 | 12/17/2014            | 12/19/2014           | <5.0                  | <5.0    | <5.0         | <10           | <5.0                               | <5.0        | <5.0                      | <5.0                   | <5.0                   |
| MW-160  | HD-MW-160-01-0 | 9/12/2012             | 9/21/2012            | 180                   | 17      | 12           | 20            | <5.0                               | 4.3 J       | 1.2 J                     | 3.4 J                  | <5.0                   |
|   | HD-MW-160-01-0 | 12/18/2013            | 12/27/2013           | 120                   | 5.8     | 6.3          | <10           | <5.0                               | <5.0        | <5.0                      | <5.0                   | <5.0                   |
|   | HD-MW-160-01-0 | 3/25/2014             | 4/8/2014             | 340                   | 61      | 23 J         | 51            | <25                                | <25         | 4.1 J                     | 17 J                   | <25                    |
|   | HD-MW-160-01-0 | 6/19/2014             | 6/24/2014            | 270                   | 59      | 22           | 48            | <5.0                               | <5.0        | 2.5 J                     | 20                     | 6.0                    |
|   | HD-MW-160-01-0 | 9/25/2014             | 10/2/2014            | 440                   | 190     | 35 J         | 190           | <50                                | <50         | <50                       | <50                    | <50                    |
|   | HD-MW-160-01-0 | 12/17/2014            | 12/19/2014           | 400                   | 76      | 39           | 51            | <5.0                               | 3.8 J       | 5.5                       | 25                     | <5.0                   |
| PADEP Non-Residential Groundwater MSCs  |                |                       |                      | 5                     | 1,000   | 700          | 10,000        | 20                                 | 100         | 3,500                     | 62                     | 53                     |
| PADEP Default Non-Residential Volatilization to Indoor Air Screening Values for Groundwater |                |                       |                      | 5,900                 | NOC     | 45,000       | NOC           | 640,000                            | NOC         | NOC                       | 12,000                 | 10,000                 |

Notes:  
All results reported in micrograms per liter (µg/L)  
E - Result exceeded calibration range  
H - Sample was prepped or analyzed beyond the specified holding time  
J - Result is less than the reporting limit (RL) but greater than or equal to the method detection limit (MDL) and the concentration is an approximate value  
NS/FP - Not Sampled, Free Product observed.  
MSCs - Medium Specific Concentrations  
NOC - Not of concern, value above constituent water solubility  
PADEP - Pennsylvania Department of Environmental Protection  
QA/QC - Quality Assurance/Quality Control  
Results that are bold/shaded are greater than PADEP nonresidential MSCs and/or indoor air screening values



# APPENDIX A

## Groundwater Sample Analytical Report (Provided on Accompanying CD)